

Girls Day at the MIT Museum

Saturday November 3, 2018

The Conte Center at Harvard was proud to be invited to join the MIT Museum in their Girls Day event to celebrate women, in particular this year, neuroscience.




L to R: Rashmi Sarnaik, PhD, MS (T. Hensch Lab, Children's Hospital), Alice Tao, BA, (T. Hensch Lab, Children's Hospital), Daniel Berger, PhD (J. Lichtman Lab, Harvard U.)



We had such a fun and educational day coloring brains and examining which lobe would operate the corresponding bodily function.



We also had two MindWave Brainwave Headsets that act as a portable brainwave-reading EEG. Both Rashmi and Alice took the time to explain to each guest what they were seeing on the screen, i.e. Alpha/Beta, etc., spectrums, attention and meditation meter, and raw brainwaves sampling and why. You can imagine the excitement of watching and streaming your brainwaves realtime!



Daniel brought several computers and pads for the guests to explore one of his lab's electron microscopy (EM) datasets. As he explained all the different parts of the image they could label and color the axons and dendrites, etc. using the tracing tablet.



Thank you so much to all the wonderful people who stopped by and made it an exciting day.